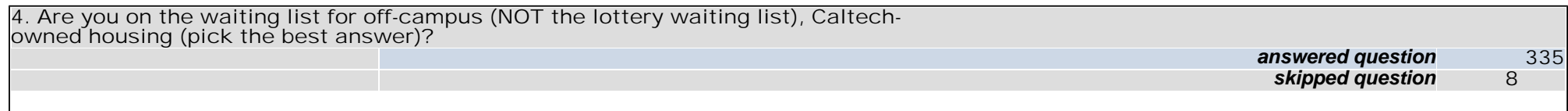




### GSC Housing Survey, Fall 2008



	Response Percent	Response Count
No, I didn't know about it.	9.6%	32
No, I live in a property from the lottery system.	23.0%	77
No, I don't want to live in off-campus Caltech housing.	20.3%	68
No, I already live in a property I obtained from the off-campus waiting list.	9.0%	30
No, other reason.	17.6%	59
Yes, I plan to move into off-campus Caltech housing that meets my needs when it is offered to me.	4.8%	16
Yes, I cannot move at this time, but I may move in the future.	13.7%	46
Yes, other reason.	2.1%	7

5. Estimate how long you have been on the off-campus waiting list (in months)?

	answered question	skipped question
	62	281
		Response Count
		62

[view](#)

6. Estimate how long you have actively been seeking a property on the list (how long has Caltech-owned housing been your preferred living situation)? Please enter the number of months. If you are no longer looking for housing from the waiting list, enter zero.

	answered question	skipped question
	62	281
		Response Count
		62

[view](#)

7. At any time, have you requested a property offered through the off-campus waiting list but were not high enough on the list to receive the property?



	answered question	skipped question
	62	281
		Response Percent
		Response Count
No.	64.5%	40
Yes, please indicate the number of times:	35.5%	22

[view](#)




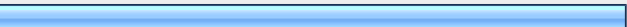

8. How would you rate your satisfaction with the process of obtaining a property from the off-campus waiting list? (-5 very unsatisfied, 0 neutral, 5 very satisfied)

	answered question													skipped question				
	62													281				
		-5, Very unsatisfied	-4	-3	-2	-1	0, Neutral	1	2	3	4	5, Very Satisfied	N/A	Rating Average	Response Count			
Waiting-list	8.1% (5)	1.6% (1)	9.7% (6)	6.5% (4)	6.5% (4)	48.4% (30)	1.6% (1)	4.8% (3)	4.8% (3)	3.2% (2)	3.2% (2)	1.6% (1)	-0.41	62				

9. Do you currently rent your housing accommodations?







		<b>answered question</b>	327
		<b>skipped question</b>	16
		Response Percent	Response Count
Yes		91.7%	300
No		8.3%	27

10. Which best describes where you currently live?






		<b>answered question</b>	291
		<b>skipped question</b>	52
		Response Percent	Response Count
Catalina Apartments		31.3%	91
Avery House		0.7%	2
Off-campus, Caltech-owned		15.1%	44
Off-campus, not affiliated with Caltech		52.6%	153
Other (please specify)		0.3%	1

[view](#)



11. How many bedrooms are in your current unit?

		<b>answered question</b>	291
		<b>skipped question</b>	52
		Response Percent	Response Count
Studio		4.1%	12
1-bedroom		25.8%	75
2-bedrooms		50.2%	146
3-bedrooms		6.9%	20
4-bedrooms		10.0%	29
5 or more bedrooms		3.1%	9

12. Are you financially responsible for another person (choose all that apply)? You will be able to indicate the degree to which you financially support these people (if applicable) in the next question.

		<b>answered question</b>	291
		<b>skipped question</b>	52
		Response Percent	Response Count
No		81.8%	238
Yes, child(ren)		6.5%	19
Yes, spouse/partner		16.5%	48
Yes, parent		1.0%	3
Yes, other		0.3%	1

13. If applicable, is your graduate stipend/fellowship the primary financial support (>50%) for you and the individuals listed in the previous question? Pick the best answer.

		<b>answered question</b>	250
		<b>skipped question</b>	93
		Response Percent	Response Count
Yes		81.2%	203
No, But it is a large contribution (about 30% to 50% of our support).		13.6%	34

No, My stipend/fellowship is a smaller contribution (<30% of our support).		5.2%	13
--	--	------	----

14. How much do you spend on rent each month? (Include only the amount you (and your spouse/partner if applicable) pay, exclude the amount your roommate pays.) Please enter the amount as a whole number without the \$ sign. Example: 600

		<b>answered question</b>	291
		<b>skipped question</b>	52
		Response Count	
			291

15. What is your current stipend (yearly amount for October 1, 2008 through October 1, 2009 if known, pre-tax)? Please refer to any documentation provided by your department or other sources to estimate your stipend if unknown. Please enter the amount as a whole number without the \$ sign. Example: 25000

		<b>answered question</b>	291
		<b>skipped question</b>	52
		Response Count	
			291

16. How useful did you find the GSC subsidized Westside Rentals subscription that became available Spring 2008? Select all that apply.

	<b>answered question</b>	315
	<b>skipped question</b>	28
	Response Percent	Response Count
I didn't know about it and didn't need it.		89
I didn't know about it, but it would have been useful.		73
I knew about it and decided not to use it.		104
I registered but couldn't find housing that suited my needs/finances.		21
I registered and Westside Rentals gave me suitable options but I decided to live in Caltech owned housing or housing I found through other means.		15
I registered and found somewhere suitable to live through Westside Rentals.		15
I tried to use it, but I had trouble registering for the subscription through the GSC website. Please indicate problem:		3

17. What other, if any, rental service would you suggest being subsidized in addition to or in lieu of Westside Rentals?

		<b>answered question</b>	22
		<b>skipped question</b>	321
		Response Count	

[view](#)

18. Did you participate in the lottery for Caltech housing in May 2008 (pick the answer that best describes your situation)?

	<b>answered question</b>	315
	<b>skipped question</b>	28
	Response Percent	Response Count
No, I am a first-year student.	1.3%	4
No, I do not wish to live in on-campus Caltech housing.	39.7%	125
No, I forgot to enter.	0.6%	2
No, other reason.	8.6%	27
Yes, and I was offered a place in May 2008 and accepted the offer.	29.2%	92
Yes, and I was offered a place in May 2008 but decided not to live in on-campus housing.	4.8%	15
Yes, and I was placed on the lottery waiting list and subsequently offered a place, which I accepted.	6.3%	20
Yes, and I was placed on the lottery waiting list and subsequently offered a place which I declined, but I would have accepted the offer if it had been made earlier.	1.0%	3
Yes, and I was placed on the lottery waiting list and subsequently offered a place which I declined, and I would have declined the offer even if it had been made earlier.	0.3%	1
Yes, and I was placed on the lottery waiting list but have not been offered a place and I withdrew from the waiting list in September 2008.	4.8%	15
Yes, and I was placed on the lottery waiting list but not offered a place, and I remain on the waiting list.	2.9%	9
Yes, other reason.	0.6%	2

19. If you participated in the Caltech Housing Lottery for the 2008/2009 school year, how would you rate the lottery process? Use the following scale with -5 very unsatisfied, 0 neutral, and 5 very satisfied.

	<b>answered question</b>												214	
	<b>skipped question</b>												129	
	-5, Very unsatisfied	-4	-3	-2	-1	0, Neutral	1	2	3	4	5, Very satisfied	N/A	Rating Average	Response Count
Lottery Process	3.3% (7)	2.8% (6)	6.1% (13)	0.5% (1)	1.4% (3)	23.4% (50)	4.7% (10)	5.1% (11)	14.0% (30)	8.4% (18)	8.9% (19)	21.5% (46)	1.11	214
Please state any comments about the lottery process here:													<a href="#">view</a>	24

20. Are you currently living in or lived within the past 12 months in any Caltech owned housing?

	<b>answered question</b>	315
	<b>skipped question</b>	28
	Response Percent	Response Count
Yes	65.1%	205

No

34.9%

110

21. Rate the desirableness of the following aspects of Caltech housing? (-5 undesirable/detracted from value, 0 neutral/no benefit, 5 very desirable/beneficial)

	<i>answered question</i>											203	
	<i>skipped question</i>											140	
	-5, Undesirable	-4	-3	-2	-1	0, Neutral	1	2	3	4	5, Very desirable	Rating Average	Response Count
Cost	1.0% (2)	1.5% (3)	2.0% (4)	10.3% (21)	4.9% (10)	9.4% (19)	4.4% (9)	12.3% (25)	16.3% (33)	17.2% (35)	20.7% (42)	2.08	203
Location	0.0% (0)	0.0% (0)	0.0% (0)	1.0% (2)	0.5% (1)	4.4% (9)	3.0% (6)	6.4% (13)	11.3% (23)	17.7% (36)	55.7% (113)	3.97	203
Roommates	6.9% (14)	1.0% (2)	2.5% (5)	3.9% (8)	3.9% (8)	34.5% (70)	5.4% (11)	8.9% (18)	13.8% (28)	9.4% (19)	9.9% (20)	0.94	203
General physical condition (a/c, appliances, furniture, paint, carpet, etc)	2.0% (4)	2.0% (4)	3.9% (8)	7.4% (15)	7.9% (16)	18.7% (38)	10.3% (21)	17.2% (35)	13.8% (28)	10.8% (22)	5.9% (12)	1.07	203
Parking	3.9% (8)	1.5% (3)	3.4% (7)	5.4% (11)	2.5% (5)	28.1% (57)	7.9% (16)	12.3% (25)	13.3% (27)	10.3% (21)	11.3% (23)	1.21	203
Social Atmosphere	2.5% (5)	1.0% (2)	3.0% (6)	3.0% (6)	3.9% (8)	30.0% (61)	8.9% (18)	15.8% (32)	16.7% (34)	9.4% (19)	5.9% (12)	1.23	203
Not having to look elsewhere	0.5% (1)	0.5% (1)	0.5% (1)	0.5% (1)	0.0% (0)	11.8% (24)	6.9% (14)	10.8% (22)	13.3% (27)	22.7% (46)	32.5% (66)	3.15	203
Overall desirability compared to non-Caltech housing	2.0% (4)	0.0% (0)	0.0% (0)	6.9% (14)	3.4% (7)	11.3% (23)	6.4% (13)	17.2% (35)	23.6% (48)	19.7% (40)	9.4% (19)	2.10	203

22. How satisfied are you with your overall experience of living in Caltech-owned housing?

	<i>answered question</i>											203	
	<i>skipped question</i>											140	
	-5, Very unsatisfied	-4	-3	-2	-1	0, Neutral	1	2	3	4	5, Very satisfied	Rating Average	Response Count
Caltech Housing	0.5% (1)	0.0% (0)	3.0% (6)	3.4% (7)	3.9% (8)	7.4% (15)	6.4% (13)	18.7% (38)	24.6% (50)	23.2% (47)	8.9% (18)	2.33	203

23. How would you rate the Caltech maintenance services/Maintenance Office in each of the following areas?

	<i>answered question</i>											203		
	<i>skipped question</i>											140		
	-5, Very unsatisfied	-4	-3	-2	-1	0, Neutral	1	2	3	4	5, Very satisfied	N/A	Rating Average	Response Count
Ease of reporting a problem	0.5% (1)	0.0% (0)	0.5% (1)	1.0% (2)	1.5% (3)	3.9% (8)	0.0% (0)	8.4% (17)	11.3% (23)	17.7% (36)	51.7% (105)	3.4% (7)	3.86	203
Swiftness/convenience that repair, etc was scheduled	0.5% (1)	0.0% (0)	2.0% (4)	1.5% (3)	1.0% (2)	4.9% (10)	2.5% (5)	9.9% (20)	11.8% (24)	23.2% (47)	39.4% (80)	3.4% (7)	3.47	203
Satisfaction with repair/solution	1.0% (2)	0.0% (0)	0.5% (1)	2.5% (5)	1.5% (3)	5.9% (12)	4.4% (9)	7.9% (16)	13.8% (28)	24.1% (49)	34.5% (70)	3.9% (8)	3.31	203
Friendliness	1.0% (2)	0.0% (0)	0.0% (0)	2.0% (4)	0.5% (1)	9.4% (19)	3.4% (7)	6.4% (13)	12.8% (26)	19.2% (39)	39.4% (80)	5.9% (12)	3.39	203
Other comments regarding maintenance:												<input type="button" value="view"/>	21	

24. How would you rate your apartment manager in the following areas?

	<i>answered question</i>											203		
	<i>skipped question</i>											140		
	-5, Very unsatisfied	-4	-3	-2	-1	0, Neutral	1	2	3	4	5, Very satisfied	N/A	Rating Average	Response Count

Friendliness	1.0% (2)	0.0% (0)	1.5% (3)	1.0% (2)	0.5% (1)	21.2% (43)	3.0% (6)	4.4% (9)	6.4% (13)	7.9% (16)	15.8% (32)	37.4% (76)	2.07	203
Ease of communicating with	2.5% (5)	1.5% (3)	2.5% (5)	0.5% (1)	0.0% (0)	21.2% (43)	2.0% (4)	6.9% (14)	5.9% (12)	5.9% (12)	13.3% (27)	37.9% (77)	1.56	203
Responsive to your stated needs	2.5% (5)	1.5% (3)	2.5% (5)	0.5% (1)	0.5% (1)	20.2% (41)	1.0% (2)	5.4% (11)	6.4% (13)	5.9% (12)	13.8% (28)	39.9% (81)	1.61	203
Well defined role in housing department	4.4% (9)	2.0% (4)	3.9% (8)	1.0% (2)	2.5% (5)	22.7% (46)	2.5% (5)	2.5% (5)	5.9% (12)	3.9% (8)	11.3% (23)	37.4% (76)	0.82	203

25. How would you rate the Caltech Housing office staff in the following areas?

	answered question													203
	skipped question													140
	-5, Very unsatisfied	-4	-3	-2	-1	0, Neutral	1	2	3	4	5, Very satisfied	N/A	Rating Average	Response Count
Friendliness	2.0% (4)	1.0% (2)	3.0% (6)	2.0% (4)	3.9% (8)	9.9% (20)	6.4% (13)	13.8% (28)	10.8% (22)	19.2% (39)	21.7% (44)	6.4% (13)	2.36	203
Ease of communicating with	2.5% (5)	1.0% (2)	1.5% (3)	3.0% (6)	4.4% (9)	10.8% (22)	4.9% (10)	14.3% (29)	12.8% (26)	16.7% (34)	22.2% (45)	5.9% (12)	2.32	203
Responsive to your stated needs	2.0% (4)	2.0% (4)	4.4% (9)	3.0% (6)	3.4% (7)	11.8% (24)	7.4% (15)	9.4% (19)	12.8% (26)	17.2% (35)	19.7% (40)	6.9% (14)	2.06	203
Well defined role in housing	2.0% (4)	1.5% (3)	3.9% (8)	3.4% (7)	2.5% (5)	18.7% (38)	3.4% (7)	10.8% (22)	10.8% (22)	14.3% (29)	18.7% (38)	9.9% (20)	1.90	203

26. Certain pets are allowed in Caltech housing. All pets must be legal in the state of California and permanently live in a 20 gallon or smaller tank/cage (except for cats, see www.cat.caltech.edu and your lease for more information). Do you have a pet?

	answered question		203
	skipped question		140
	Response Percent	Response Count	
No	88.7%	180	
Yes, please indicate kind	11.3%	23	

27. Which Caltech housing have you lived in during the past 12 months? (pick the most recent if you have lived in multiple locations)

	answered question		203
	skipped question		140
	Response Percent	Response Count	
Catalina graduate apartments	71.4%	145	
Caltech-leased off-campus housing from the off-campus waiting list	22.7%	46	
Avery house	2.0%	4	
Other (please specify)	3.9%	8	

28. How would you rate the Catalina RAs in the following areas?

	answered question													144
	skipped question													199
	-5, Unsatisfactory	-4	-3	-2	-1	0, Neutral	1	2	3	4	5, Excellent	N/A	Rating Average	Response Count
Friendliness	2.1% (3)	0.0% (0)	0.0% (0)	0.0% (0)	0.7% (1)	23.6% (34)	2.8% (4)	4.9% (7)	7.6% (11)	10.4% (15)	21.5% (31)	26.4% (38)	2.36	144

Ease of Communicating with	1.4% (2)	0.7% (1)	0.0% (0)	2.1% (3)	0.7% (1)	24.3% (35)	2.1% (3)	4.9% (7)	7.6% (11)	11.8% (17)	17.4% (25)	27.1% (39)	2.11	144
Responsive to your needs	1.4% (2)	1.4% (2)	1.4% (2)	2.1% (3)	0.7% (1)	25.0% (36)	2.1% (3)	4.9% (7)	7.6% (11)	7.6% (11)	12.5% (18)	33.3% (48)	1.59	144
Well defined role in housing department	6.9% (10)	2.1% (3)	4.2% (6)	2.8% (4)	2.8% (4)	25.7% (37)	2.1% (3)	4.2% (6)	7.6% (11)	6.9% (10)	10.4% (15)	24.3% (35)	0.65	144

29. During the past year, did you use any of these Catalina RA services available to you? Choose all that apply.

		<i>answered question</i>	144
		<i>skipped question</i>	199
		Response Percent	Response Count
Vacuum and/or plunger.		18.8%	27
First aid.		2.1%	3
RA sponsored social activity (Meet your neighbors dinner, Welcome GUSH, Festivus, etc).		29.9%	43
Roommate/neighbor conflict resolution.		4.2%	6
RA response to community complaint (noise, suspicious person, soliciting, other).		4.2%	6
N/A I did not use any RA services.		55.6%	80
Other (please specify)		2.1%	3

30. Would you like to see more RA sponsored activities/services in the Catalinas?

		<i>answered question</i>	144
		<i>skipped question</i>	199
		Response Percent	Response Count
Yes.		27.1%	39
No.		19.4%	28
Maybe/Don't know.		53.5%	77

31. Would you use a Catalina RA service or attend an event if that need/occasion arose?

		<i>answered question</i>	144
		<i>skipped question</i>	199
		Response Percent	Response Count
Yes.		47.9%	69
No.		16.7%	24
Maybe/Don't know.		35.4%	51

32. Would you like to see Catalina RAs as active members of the GSC in any of the following ways? Choose all that apply.

		<i>answered question</i>	144
		<i>skipped question</i>	199
		Response Percent	Response Count
Member of social committee.		17.4%	25
Member of advocacy committee.		6.3%	9
Member of BOD (Board of Directors).		3.5%	5
Reporting to the BOD.		6.9%	10
Maybe some type of involvement (I don't know which).		31.3%	45
No involvement necessary.		50.0%	72

33. Catalina RAs are chosen via interviews with staff from the Housing Office, Counseling Center, Student Life Office, Dean's Offices, and current graduate and undergraduate RAs. Currently, GSC representatives are not involved in the selection process. Do you think the GSC should be involved in selecting Catalina RAs?

	<b>answered question</b>	144
	<b>skipped question</b>	199
	Response Percent	Response Count
Yes.	27.8%	40
No.	28.5%	41
Maybe/Don't know.	43.8%	63

34. Cleaning services by Caltech approved providers can currently be arranged through Maintenance for a fee by resident request. The Catalina Apartments do not have a regular cleaning service. How much would you be willing to pay (per person, per month) for a scheduled cleaning once every two weeks of the common areas of your apartment (kitchen, bathroom(s), living room)?

	<b>answered question</b>	144
	<b>skipped question</b>	199
	Response Percent	Response Count
I would not want a regular cleaning service.	18.8%	27
\$0, I would want the service, but only if it were free.	28.5%	41
\$10	26.4%	38
\$25	19.4%	28
\$50	6.3%	9
\$75	0.0%	0
\$100	0.7%	1
>\$100	0.0%	0

35. Please enter any suggestions for Catalina activities or additional comments regarding the Catalinas here:

	<b>answered question</b>	22
	<b>skipped question</b>	321
	Response Count	
		22

[view](#)

36. If you do not live in Caltech-owned housing, why do you not live in Caltech housing? Choose only the most important factors.

	<b>answered question</b>	275
	<b>skipped question</b>	68
	Response Percent	Response Count
I was not chosen in the lottery.	15.3%	42
My time expired or was soon to expire in a property from the off-campus waiting list.	2.9%	8
My family/I chose to purchase a property.	2.2%	6
Cost.	8.4%	23
Environment/aesthetics.	20.7%	57
Roommate issues.	8.0%	22
Location.	7.3%	20

My spouse/partner/family wanted to live elsewhere.		13.1%	36
N/A, I live in Caltech housing.		41.5%	114
<a href="#">view</a> Other (please specify)		12.0%	33

37. As a member of the general graduate student population, would you be willing to give students in the following situations an advantage in the Caltech housing lottery or off-campus waiting list? (Choose all that you feel should have an advantage)

	<i>answered question</i>	307
	<i>skipped question</i>	36
	Response Percent	Response Count
Students paid less than the recommended minimum stipend (assuming that student was responsible for at least 50% of the family's expenses if applicable).		163
Students with spouses/partners.	19.2%	59
Students with children.	45.9%	141
Students who have lived in Caltech housing a shorter amount of time.	9.4%	29
Students who have lived in Caltech housing a longer amount of time.	8.1%	25
Officers of the GSC.	2.6%	8
I would not give any of the above an advantage.	24.4%	75

38. Which types of housing, if any, would you like to see Caltech lease more of? (pick one from each row)

	<i>answered question</i>	307
	<i>skipped question</i>	36
	Response Percent	Response Count
On-campus		86
One-bedroom	29.0%	89
Furnished	29.6%	91
For couples/roommates	30.3%	93
For graduate students only	34.9%	107
None	11.1%	34
Off-campus	45.0%	138
Multi-bedroom	26.7%	82
Unfurnished	21.8%	67
For families	15.6%	48
For mixed grad/undergrad/faculty	10.1%	31

39. If there were no lottery, waiting list, or eligibility restrictions, which of the following housing options would you choose?

	<i>answered question</i>	307
	<i>skipped question</i>	36
	Response Percent	Response Count
Catalina, 1-bedroom		28
Catalina, 2-bedroom	24.4%	75
Catalina, 4-bedroom	7.5%	23

Avery <input type="checkbox"/>	1.0%	3
Off-campus, Caltech-owned <input type="checkbox"/>	34.9%	107
Off-campus, not affiliated with Caltech <input type="checkbox"/>	19.9%	61
<input type="button" value="view"/> Other (please specify) <input type="checkbox"/>	3.3%	10

40. Before completing this survey, were you aware of the following housing options available to graduate students? (check all that you were aware of)

	<b>answered question</b>	307
	<b>skipped question</b>	36
	Response Percent	Response Count
1, 2, and 4 bedroom furnished apartments in the Catalinas <input type="checkbox"/>	96.7%	297
Off-campus Caltech owned, unfurnished studios, 1 bedroom, and 2 bedroom apartments/houses such as those at Villa and near campus (on waiting list system). <input type="checkbox"/>	82.1%	252
Caltech owned, unfurnished and furnished studios, 1 bedroom, and 2 bedroom units on the lottery system both on-campus and near campus. <input type="checkbox"/>	70.4%	216
Avery house. <input type="checkbox"/>	87.9%	270
RA positions in graduate and undergraduate houses (application process required). <input type="checkbox"/>	84.0%	258
Subsidized subscriptions to housing listing service, Westside Rentals. <input type="checkbox"/>	55.7%	171
Places4students.com housing listings. <input type="checkbox"/>	43.0%	132
I was not aware of any of these options. <input type="checkbox"/>	1.0%	3

41. Please briefly state any additional comments here:

	<b>answered question</b>	35
	<b>skipped question</b>	308
	Response Count	
<input type="button" value="view"/>		35

42. Enter your name here for the prize drawing (optional):

	<b>answered question</b>	281
	<b>skipped question</b>	62
	Response Count	
<input type="button" value="view"/>		281

43. Enter your email address here for the prize drawing (optional):

	<b>answered question</b>	283
	<b>skipped question</b>	60
	Response Count	
<input type="button" value="view"/>		283