

# Geometry Problem Solving

Konrad Pilch

March 29, 2016

# 1 Angles in Geometry

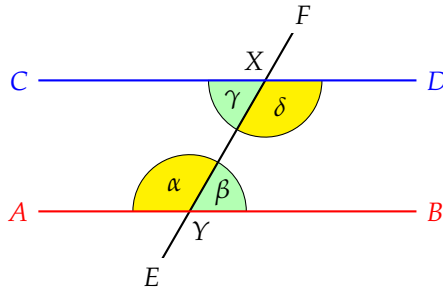
Geometry is one of the most famous parts of mathematics and often the least understood. In this section, you will get better at angles, from simple angle theorems, but also through similar and congruent triangles. Here are a few tips for you when you start doing geometry:

- Draw BIG diagrams. As big as your hand. Small diagrams will hurt your eyes, won't be accurate and you will not be able to see anything interesting in them.
- You don't need to use a ruler or compass. Practice so that your free hand looks quite accurate.
- NEVER assume something that is not in the question. If the question does not say something is equal, but it looks like it, then DO NOT assume it is true. Instead, prove it is true!
- Try not to draw things so that they look isosceles or equilateral. Avoid having angles look like  $90^\circ$  or sidelengths looking equal. Draw scalene triangles!
- Draw BIG diagrams. Very important.

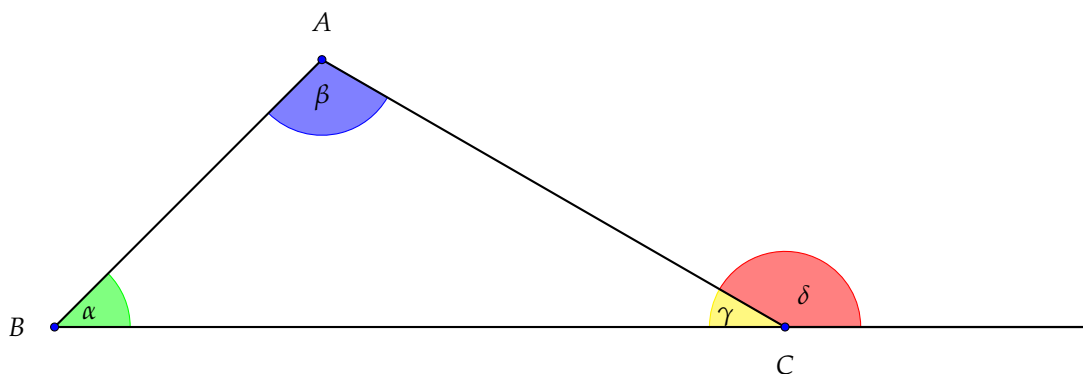
## 1.1 Angle Theorems

For the following section, look at the diagram below. Assume lines  $AB$  and  $CD$  are parallel.

- Alternate angles  $\beta = \gamma$  or  $\alpha = \delta$ .
- Cointerior angles  $\alpha + \gamma = 180^\circ = \delta + \beta$ .
- Corresponding angles  $\alpha = \angle CXF$  or  $\beta = \angle FXD$ .
- Supplementary angles  $\alpha + \beta = 180^\circ = \gamma + \delta$ .
- Vertically opposite angles  $\gamma = \angle FXD$  or  $\alpha = \angle EYB$ .



Note the following diagram as well for the points below.



- Angle sum in a triangle is  $\alpha + \beta + \gamma = 180^\circ$ .
- Exterior angle theorem  $\alpha + \beta = \delta$ .
- Angle sum in  $n$ -gon =  $(n - 2) \times 180^\circ$ .

You need to be familiar with standard types of shapes.

- Types of triangles: isosceles, equilateral, right, acute, obtuse and scalene.
- Types of quadrilaterals: square, rectangle, rhombus, parallelogram, trapezium, kite and cyclic.

## 1.2 Congruent Triangles

**Definition.** Two triangles  $ABC$  and  $DEF$  are congruent if at least one of the following cases holds:

- (SSS) All corresponding sides are equal.  $AB = DE$ ,  $AC = DF$  and  $BC = EF$ .
- (SAS) Two pairs of equal sides with the angles between them equal. For example, we could have  $AB = DE$ ,  $AC = DF$  and  $\angle BAC = \angle EDF$ .
- (AAS) Two equal angles and a corresponding pair of equal sides. For example,  $AB = DE$ ,  $\angle ABC = \angle DEF$  and  $\angle ACB = \angle DFE$ .
- (RHS) Both triangles must be right angled with equal hypotenuses and one other equal pair of sides.
- (SSA+ info) If two corresponding sides are equal and a corresponding pair of angles is equal, but this angle is not between the equal sides, then this is not enough to conclude congruence, but other bits of information can help, such as knowing that the triangles are both obtuse.

We write  $\triangle ABC \equiv \triangle DEF$ .

**Theorem 1.1.** *If  $\triangle ABC \equiv \triangle DEF$ , then all corresponding sides and angles are equal. In particular*

$$\begin{array}{ll} AB = DE & \angle ABC = \angle DEF \\ AC = DF & \angle ACB = \angle DFE \\ BC = EF & \angle BAC = \angle EDF \end{array}$$

Congruent triangles are literally the same shape and size!

## 1.3 Similar Triangles

**Definition.** Two triangles  $ABC$  and  $DEF$  are similar if at least one of the cases from the congruence cases holds after we replace all the conditions involving equal sides with conditions necessitating equal proportions of sides. In particular, we get PPP, PAP, AA and  $RP_{HP}$ . We write  $\triangle ABC \sim \triangle DEF$ .

**Theorem 1.2.** *If  $\triangle ABC \sim \triangle DEF$  and the sidelengths of  $\triangle ABC$  are  $p$  times as long as those of  $\triangle DEF$ , then all corresponding angles are equal and corresponding pairs of sides are in equal proportion. Moreover,  $\text{Area}_{ABC}$  is  $p^2$  as big as  $\text{Area}_{DEF}$ . Written another way,*

$$\frac{\text{Area}_{ABC}}{\text{Area}_{DEF}} = \left(\frac{AB}{DE}\right)^2 = \left(\frac{AC}{DF}\right)^2 = \left(\frac{BC}{EF}\right)^2$$

So, similar triangles are the same shape, but not necessarily the same size!

# Problems

## 1.4 Easy

1. Using the theorem about supplementary angles, prove that the angle sum in a triangle is  $180^\circ$ .
2. Work out what all the conditions for similarity are. [Hint: They are the same as congruence, but every S (equal sides) is replaced by a P (sides in proportion). You should get PPP, PAP, AA, RH<sub>P</sub>P, PPA+info].
3. In rectangle  $ABCD$ ,  $CB$  is extended to  $E$  such that  $CE = CA$ .  $F$  is the midpoint of  $AE$ . Prove  $DF \perp FB$ .
4. Prove that two equal chords in the same circle must be equidistant from the centre.
5. Let  $P$  be a point on circle with diameter  $AB$ . Drop the perpendicular from  $P$  to meet  $AB$  at  $N$ . Prove  $AP^2 = AN \cdot AB$ .
6. Circles  $\Gamma_1, \Gamma_2$  intersect at  $A$  and  $B$ . Let  $C$  and  $D$  lie on  $\Gamma_1$ . Let lines  $CB$  and  $DB$  intersect  $\Gamma_2$  again at  $E$  and  $F$ . Prove  $\triangle ACD \sim \triangle AEF$ .

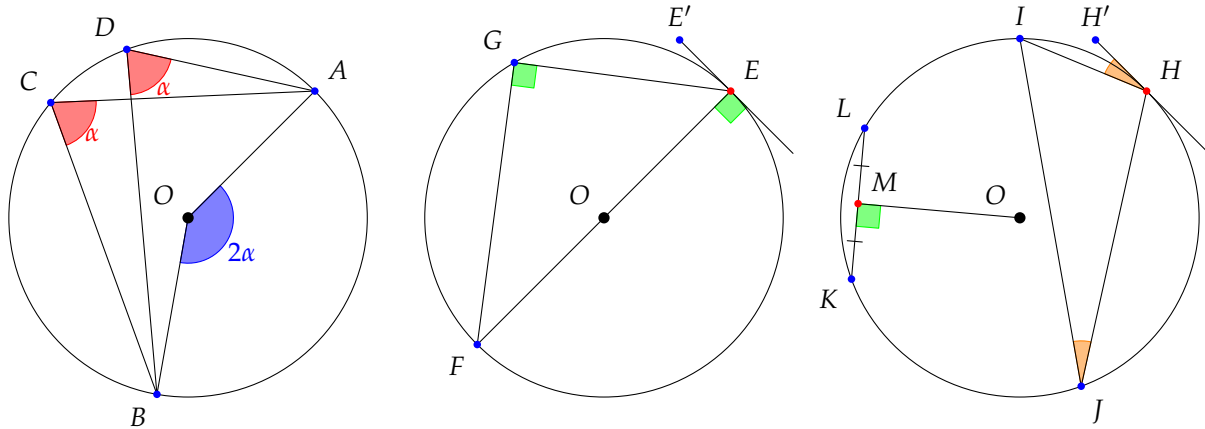
## 1.5 Hard

1. Let  $H$  be the orthocentre (intersection of the altitudes) of  $\triangle ABC$  and  $D$  be the second intersection of ray  $AH$  with circumcircle (circle that goes around triangle touching all the vertices) of  $ABC$ . Prove  $BC$  bisects  $HD$ .
2. Let  $\triangle ABC$  be right angled at  $C$ . Construct squares on the exteriors of  $AC$  and  $BC$ , being  $ACFG$  and  $CBED$ . Let  $AE$  meet  $BC$  at  $H$  and  $BG$  meet  $AC$  at  $K$ . Prove  $\angle KHC = 45^\circ$ .
3. Let  $ABC$  be a triangle and let the midpoints of  $AB, AC$  be  $E, F$ . Let  $X, Y$  be points on  $BC$  such that  $EX \parallel FY$ . Prove that  $\text{Area}(EFYX) = \frac{1}{2} \text{Area } ABC$ .
4. In  $\triangle ABC$ ,  $AB = BC$  and  $\angle ACB = 50^\circ$ .  $D$  is a point on  $AC$  such that  $AD = BD$ .  $E$  is a point on  $BD$  such that  $BE = CD$ . Find the size of  $\angle EAD$ .
5. In trapezium  $ABCD$ ,  $H, K$  are be points on  $AC, BD$  such that  $HK \parallel AB \parallel CD$ . If  $AB = 4, CD = 9, BK = 2, KD = 3$ . Find the length of  $HK$ .

## 2 Circle Geometry

### 2.1 Angles in Circles

There are a few circle angle theorems that we must be familiar with. See the diagram below for reference.



- Equal arcs subtend equal angles:  $\angle ACB = \angle ADB = \alpha$ . (Also called 'bow-tie theorem')
- Angle at centre is twice angle at circumference:  $\angle AOB = 2 \times \angle ACB = 2\alpha$ .
- Angle subtended by diameter is  $90^\circ$ :  $\angle FGE = 90^\circ$ .
- Line segment from circle centre to point of tangency is perpendicular to tangent:  $\angle E'EO = 90^\circ$ .
- Line segment from circle centre to midpoint of chord is perpendicular to chord:  $\angle KMO = 90^\circ$ .
- Alternate segment theorem:  $\angle H'HI = \angle HJI$ .

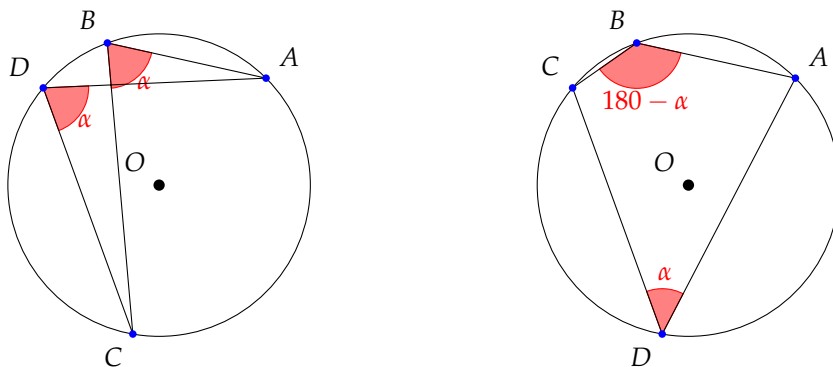
### 2.2 Cyclic Quadrilaterals

It is true that any three non-collinear points are always cyclic. In other words, a circle can always be drawn through these three points. Importantly, there is only one such circle that does this. If we were to add a fourth point and have all four points cyclic, then clearly this fourth point must lie on the circle that passes through the other three points.

So, not every four non-collinear points are cyclic! This is a theorem about the cyclicity of four points:

**Theorem 2.1.** *Given four points A, B, C and D, they are cyclic iff either*

- $\angle ABC = \angle ADC$  or
- $\angle ABC + \angle ADC = 180^\circ$ .

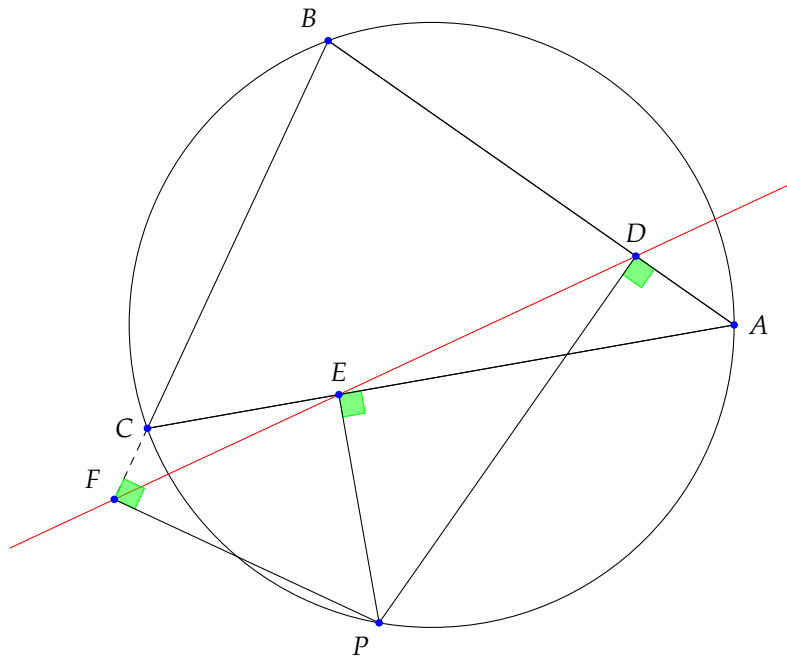


Alternatively, one can think of this as follows: if the four points satisfy the bow-tie theorem, they are cyclic. Alternatively, if we draw in edges and turn them into a quadrilateral, then opposite angles must add up to  $180^\circ$  for it to be cyclic.

Four points that are cyclic are usually considered together as a cyclic quadrilateral (once you draw in the edges), rather than as four separate points that are cyclic together.

### 2.3 Simson Line

**Theorem 2.2. (Simson Line)** Let  $ABC$  be a triangle inscribed in a circle. Let  $P$  be any point on the circle. If  $D, E, F$  are the feet of the perpendiculars from  $P$  to  $AB, AC, BC$  (perhaps extended) respectively, then  $D, E, F$  are collinear and  $DEF$  is called the Simson Line of  $P$  with respect to  $ABC$ .



## Problems

### 2.4 Easy

1. Prove the ice cream cone theorem: "Given a circle  $\Gamma$  and a point  $P$  outside the circle, there are two points of tangency from  $P$  to  $\Gamma$ , call them  $A$  and  $B$ . The distances  $PA$  and  $PB$  are equal."
2. Prove that two equal chords in the same circle must be equidistant from the centre.
3. Let  $ABC$  be a triangle with circumcircle  $\Gamma$ . Let  $D, E$  be points on  $AB, AC$  such that  $DE$  is parallel to the tangent to  $\Gamma$  at  $A$ . Prove that  $BDEC$  is cyclic.
4. Let  $P$  be a point on circle with diameter  $AB$ . Drop the perpendicular from  $P$  to meet  $AB$  at  $N$ . Prove  $AP^2 = AN \cdot AB$ .
5. Circles  $\Gamma_1, \Gamma_2$  intersect at  $A$  and  $B$ . Let  $C$  and  $D$  lie on  $\Gamma_1$ . Let lines  $CB$  and  $DB$  intersect  $\Gamma_2$  again at  $E$  and  $F$ . Prove  $\triangle ACD \sim \triangle AEF$ .
6. Two circles  $\Gamma_1$  and  $\Gamma_2$  intersect at points  $P$  and  $Q$ . A line through  $P$  intersects  $\Gamma_1$  and  $\Gamma_2$  at points  $A, B$ . The line passing through  $Q$  and the midpoint of  $AB$ , intersects  $\Gamma_1$  and  $\Gamma_2$  at points  $C$  and  $D$ . Prove that  $ABCD$  is a parallelogram.
7. Let  $A, B, C, D$  lie on circle  $\Gamma$ . Suppose that the tangents to  $\Gamma$  at  $A, C$  and line  $BD$  are concurrent. Prove  $AB \cdot CD = AD \cdot BC$ .
8. Let  $AB$  be the diameter of circle  $\Gamma$ . Let  $C$  and  $D$  be points on the tangent of  $\Gamma$  at point  $B$  such that  $B$  is between  $C$  and  $D$ . Let  $AC$  and  $AD$  intersect  $\Gamma$  again at  $P$  and  $Q$ . Prove  $CPQD$  is cyclic.

### 2.5 Hard

1. Let the incircle of triangle  $ABC$  touch the sides  $BC, AC, AB$  at  $P, Q, R$  respectively. Express the lengths  $AQ, AR, BR, BP, CP, CQ$  in terms of the side lengths  $a, b, c$  of the triangle. Do the same for an excircle.
2. Prove that the tangents to the circumcircle at the three vertices of a triangle form a triangle similar to the orthic triangle.
3. Triangle  $ABC$  is acute. The circle with diameter  $AB$  intersects altitude  $CC'$  and its extension at points  $M$  and  $N$  and the circle with diameter  $AC$  intersects the altitude  $BB'$  at  $P$  and  $Q$ . Show that  $MNPQ$  is cyclic.
4. Let  $ABCD$  be a cyclic quadrilateral with the property that its diagonals  $AC$  and  $BD$  intersect, at  $M$  say, in a right angle. Let  $N$  be the midpoint of  $AB$  and  $P$  be the points on  $CD$  such that  $NP$  and  $CD$  are perpendicular. Prove that the points  $M, N$  and  $P$  are collinear.
5. Let  $ABCDEF$  be a cyclic hexagon such that  $AB = BC, CD = DE$  and  $EF = FA$ . Prove that lines  $AD, BE$  and  $CF$  are concurrent.
6. Circles  $\Gamma_1, \Gamma_2$  intersect at  $A$  and  $B$ . Let a common tangent to  $\Gamma_1, \Gamma_2$  touch the circles at  $C$  and  $D$ . Prove the ray  $AB$ , when extended, bisects  $CD$ .
7.  $ABCD$  is a square with an inscribed circle  $\Gamma$ .  $\Gamma$  touches  $AD$  at  $P$  and  $BC$  at  $Q$ .  $PB$  intersects  $\Gamma$  again at  $R$ .  $M$  is the midpoint of  $PR$ . Prove that  $\angle PMQ = 135^\circ$ .

### 3 Lengths and Areas

A lot of the work we have done so far uses angles. Whether it is to show that triangles are similar, or that quadrilaterals are cyclic, I cannot stress enough how important working with angles is. Most diagrams need a very strong angle analysis to really understand what is going on. On the other hand, it is often not enough. Sometimes it is the lengths and areas in a diagram that will make the difference. We have already learnt many theorems that give us results about lengths like similar triangles, congruent triangles, angle bisector theorem, Ceva's theorem and Pythagoras. But, as you may well expect, there are more! Use them all!

#### 3.1 Area of a triangle

There are many ways of calculating the area of a triangle. Assume our triangle is  $\triangle ABC$  with sidelengths  $a(BC)$ ,  $b(AC)$  and  $c(AB)$ .

**Theorem 3.1.** *The area of  $\triangle ABC$  is given by half the product of one of the sides and the altitude to that side. Thus, if we choose  $a$  to be our base and  $h_a$  is the altitude from  $A$  to  $BC$  (possibly extended), then*

$$\text{Area}(\triangle ABC) = \frac{ah_a}{2}.$$

If we define the semiperimeter,  $s$ , to be half of the perimeter ( $s = \frac{1}{2}(a + b + c)$ ), then we can find the area another way:

**Theorem 3.2 (Heron's Formula).** *The area of  $\triangle ABC$  can also be calculated by a complicated expression discovered in antiquity by Greek mathematician Heron. It is given by*

$$\text{Area}(\triangle ABC) = \sqrt{s(s-a)(s-b)(s-c)}.$$

That's not all! If the inradius is denoted  $r$ , we also have:

**Theorem 3.3 (Inradius Area Formula).** *The area of  $\triangle ABC$  is given by the product of the inradius and the semiperimeter. Thus,*

$$\text{Area}(\triangle ABC) = rs.$$

For those of you who have come across trigonometry, there is another formula that I include for completeness.

**Theorem 3.4.** *The area of  $\triangle ABC$  is given by half the product of two sides and the sine of the angle between them. So, choosing the two sides to be  $a$  and  $b$  yields*

$$\text{Area}(\triangle ABC) = \frac{ab \sin(C)}{2}.$$

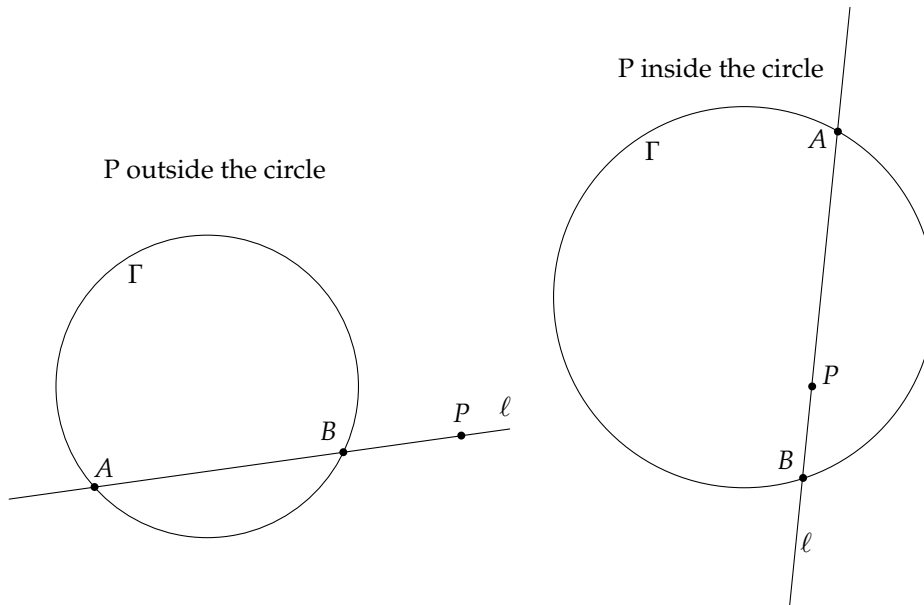
#### 3.2 Power of a Point

**Definition.** *The power of a point  $P$  with respect to a circle  $\Gamma$  is defined as follows: draw a line  $\ell$  through  $P$  that also intersects  $\Gamma$  in points  $A$  and  $B$ . Then the power of  $P$  with respect to  $\Gamma$  is the value*

$$PA \times PB.$$

This is true if the point is inside or outside the circle!





As you can see from the diagram, there are two diagrams for power of a point, corresponding to  $P$  being inside or outside the circle. Your next question should be: but there are lots of lines  $\ell$  that pass through  $P$  that intersect the circle  $\Gamma$ ! Surely the value of  $PA \times PB$  (the power) would be different for different lines  $\ell$ ? Well...

**Theorem 3.5.** Given a circle  $\Gamma$ , a point  $P$  and two lines  $\ell_1, \ell_2$  through  $P$  that intersect  $\Gamma$  at  $A, B$  and  $A', B'$  respectively, we find that

$$PA \times PB = PA' \times PB'.$$

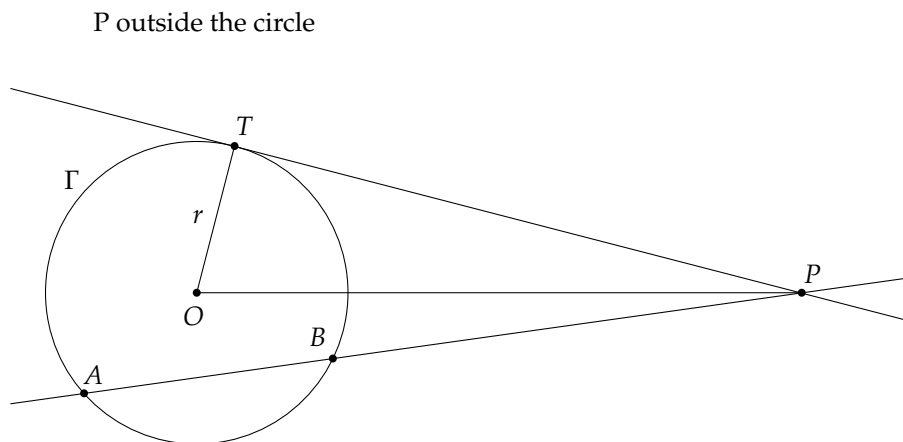
Essentially, the power of point  $P$  with respect to  $\Gamma$  is the same no matter what line  $\ell$  you draw! This includes the case where  $\ell$  is a tangent.

I shall leave the proof as an exercise. This is a lot easier than it sounds. [Hint: similar triangles]

**Theorem 3.6.** Given the following diagram, the power of point  $P$  with respect to  $\Gamma$  is equal to

$$PA \times PB = PT^2 = |PO^2 - r^2|$$

where  $O$  is the centre of the circle and  $r$  is the radius of the circle. Note, the use of absolute values because of the two cases (inside and outside the circle).



Again, this is left as an exercise. Please solve this!

### 3.2.1 Example Problem

I consider power of a point to be really important. For this reason, I include an example problem to give you a flavour of how to use power of a point in proofs.

**Problem 1.** Two circles are tangent to line  $AB$  at  $A$  and  $B$  respectively (on the same side). The two circles intersect at  $P$  and  $Q$ . Prove that  $PQ$  bisects  $AB$ .

*Proof.* Extend  $PQ$  to intersect  $AB$  at point  $K$ . The power of  $K$  with respect to the circle tangent at  $A$  is

$$KA^2 = KP \times KQ.$$

Also, the power of  $K$  with respect to the circle tangent at  $B$  is

$$KB^2 = KP \times KQ.$$

This of course implies

$$KA^2 = KP \times KQ = KB^2.$$

Thus,

$$KA = KB.$$

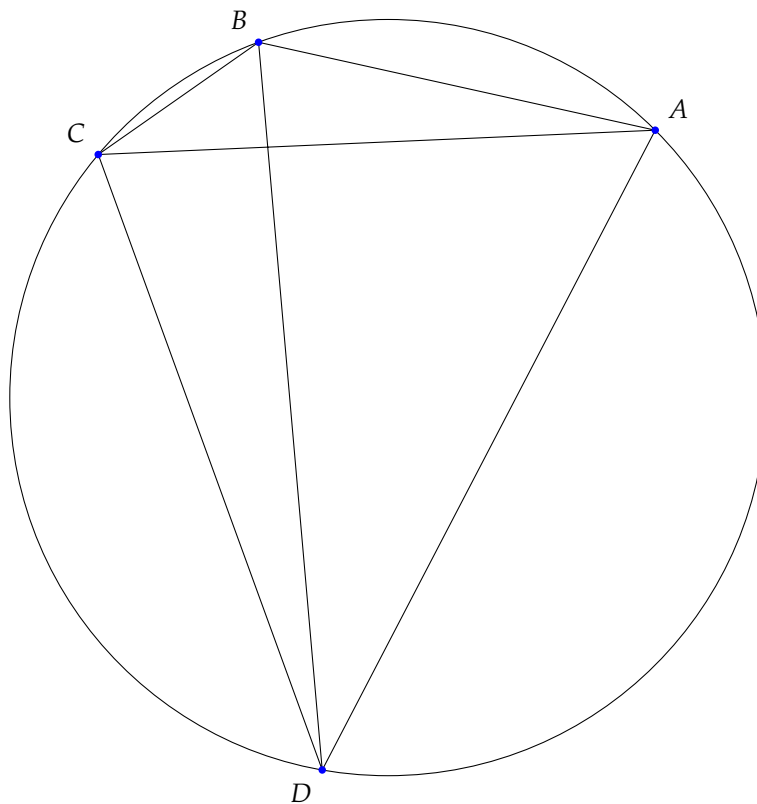
Hence,  $PQ$  bisects line segment  $AB$  at point  $K$ . □

### 3.3 Ptolemy's Theorem

Ptolemy's Theorem is a length theorem about cyclic quadrilaterals which we have not seen yet.

**Theorem 3.7. (Ptolemy's Theorem)** *The product of the diagonals of a cyclic quadrilateral is equal to the sum of the products of opposite sides of the quadrilateral. Using the diagram below, this means*

$$AC \times BD = AB \times CD + AD \times BC.$$



The problems section will guide you through a proof of this theorem.

### 3.4 Incircle Substitution

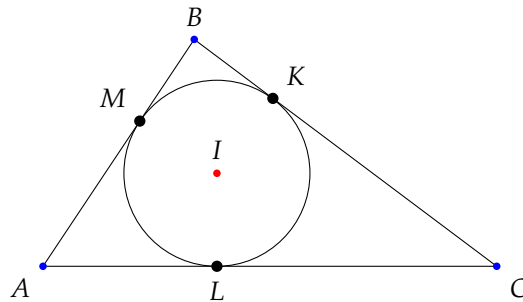
When you are working with an incircle and angle bisectors there is a useful set up to use.

As we are well aware the standard terminology is to call  $BC = a$ ,  $AC = b$  and  $AB = c$ . Also, denote the semiperimeter  $\frac{1}{2}(a + b + c) = s$ . Then, using the notation in the below diagram,

$$AM = AL = s - a$$

$$BM = BK = s - b$$

$$CK = CL = s - c$$



### 3.5 Menelaus' Theorem

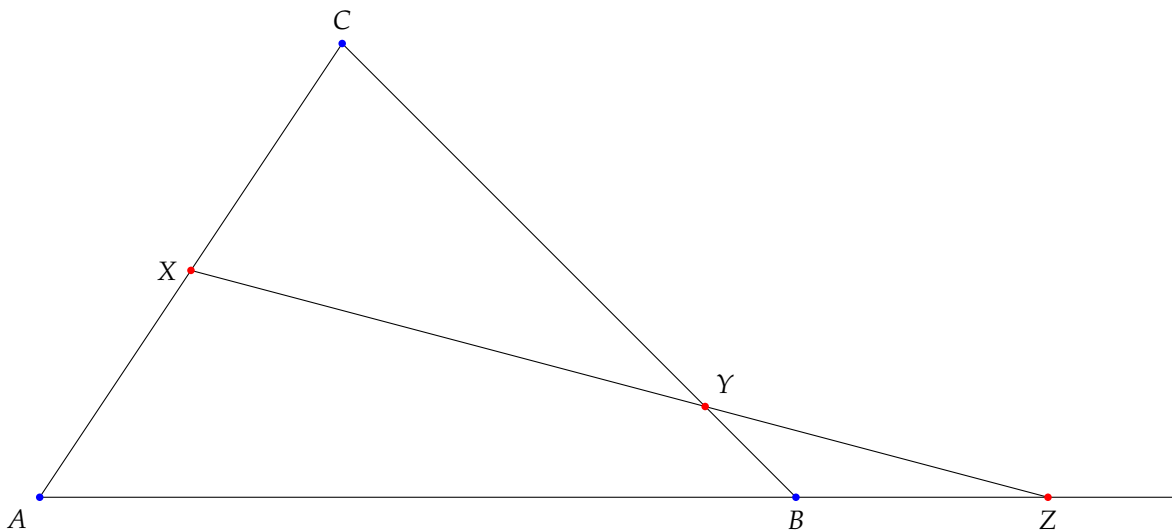
Menelaus' Theorem is very closely related to Ceva's Theorem. Whereas Ceva deals with concurrent lines (lines that meet at a point), Menelaus deals with collinear points (points that line on a line). From a higher mathematical perspective (in projective geometry), these two theorems are duals of each other.

**Theorem 3.8. (Menelaus' Theorem)** *Let  $ABC$  be a triangle and  $X, Y, Z$  points on the sides  $AC, BC, AB$  (possibly extended) which are collinear. Then taking directed lengths,*

$$\frac{AZ}{ZB} \frac{BY}{YC} \frac{CX}{XA} = -1$$

You can of course ignore the minus sign, because directed lengths are barely ever used. Directed lengths would be familiar to those who study physics. On lines that are parallel if you choose a particular direction to be positive then the other direction is negative. For example, if one has  $A, B, C$  on a line in that order and we designate positive to be from  $A$  towards the other points, then  $AB, AC, BC$  are all positive, while  $CA, CB, BA$  are all negative.

The problems section will guide you through a proof of this theorem.



## Problems

### 3.6 Easy

1. Prove the two theorems in the Power of a Point section!
2. Let  $AD, BE, DF$  be the altitudes of  $\triangle ABC$ . Let  $H$  be the orthocentre. Let  $M$  be the midpoint of  $BC$ . Prove that  $ME$  and  $MF$  are tangent to the circumcircle of  $\triangle AEF$ .
3. Circles  $\Gamma_1, \Gamma_2$  intersect at  $A$  and  $B$ . Let  $C$  and  $D$  lie on  $\Gamma_1$ . Let lines  $CB$  and  $DB$  intersect  $\Gamma_2$  again at  $E$  and  $F$ . Prove  $\triangle ACD \sim \triangle AEF$ .
4. Proving Ptolemy's Theorem:
  - (a) Construct  $E$  on diagonal  $BD$  such that  $\angle DCA = \angle ECB$ . Prove that  $\triangle DCA \sim \triangle ECB$ .
  - (b) Prove that  $\triangle DCE \sim \triangle ABC$ .
  - (c) Write out the length ratios stemming from the similar triangles.
  - (d) Remembering that  $DE + EB = DB$ , prove Ptolemy's Theorem.
5. Proving Menelaus' Theorem: (we shall ignore directed lengths)
  - (a) Using the diagram used in the notes, extend  $CB$  to  $D$  where  $AC \parallel DZ$ . Show that  $\triangle ACB \sim \triangle ZDB$  and  $\triangle XCY \sim \triangle ZDY$ .
  - (b) Write out the similar triangle length ratios. Replace every  $YD$  with  $YB + BD$ ,  $AC$  with  $AX + XC$ ,  $CB$  with  $CY + YB$  and  $AB$  with  $AZ - BZ$ .
  - (c) You have all the ingredients to prove Menelaus' Theorem. Hint: write down what  $ZD$  equals from both ratio equations and equate these two. Then replace all mention of  $BD$  with ratios that only include the side lengths we are interested in. Multiply out all denominators and a lot of things should cancel.
6. Prove the incircle substitution result.

### 3.7 Hard

1. Let  $AB$  be the diameter of circle  $\Gamma$ . Let  $C$  and  $D$  be points on the tangent of  $\Gamma$  at point  $B$  such that  $B$  is between  $C$  and  $D$ . Let  $AC$  and  $AD$  intersect  $\Gamma$  again at  $P$  and  $Q$ . Prove  $CPQD$  is cyclic.
2. Let the incircle of  $\triangle ABC$  meet  $BC, AC, AB$  at  $D, E, F$  respectively. Let  $l$  be a line through  $A$  parallel to  $BC$ . Extend  $DE$  to meet  $l$  at  $J$  and extend  $DF$  to meet  $l$  at  $K$ . Prove  $A$  is the midpoint of  $JK$ .
3. Let  $H$  be the orthocentre of  $\triangle ABC$ ,  $M$  be the midpoint of  $BC$ . Let  $D$  be the point diametrically opposite from  $A$  on circumcircle of  $ABC$ . Prove that  $H, M, D$  are collinear.
4. Two circles are tangent to  $AB$  at  $A$  and  $B$  respectively on the same side of  $AB$ . The two circles intersect at  $P$  and  $Q$ . Let the two common tangents of the two circles meet at  $T$ . Prove that  $PT$  and  $QT$  are tangents to the circumcircles of  $\triangle APB$  and  $\triangle AQB$  respectively.
5. Let  $T, T_a, T_b, T_c$  be the points of tangency of edge  $AB$  with the incircle and three excircles of  $\triangle ABC$ .
  - Obviously the points  $T_b, A, T, T_c, B, T_a$  are collinear, determine all pairwise distances amongst them.
  - Determine the ratio of the inradius to an exradius, in terms of the sidelengths of  $\triangle ABC$ .
  - Deduce that

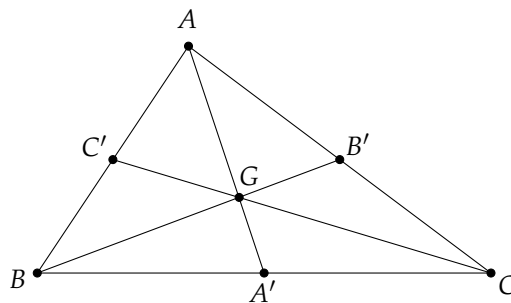
$$\frac{1}{r_a} + \frac{1}{r_b} + \frac{1}{r_c} = \frac{1}{r}$$

## 4 Centres of Triangles

You have definitely heard of the centre of a circle, but did you know that a triangle also has a centre? In fact it has at least five. In this handout I will introduce the four most important ones: the centroid, the incentre, the circumcentre and the orthocentre.

### 4.1 Medians and the centroid

**Definition.** A *median* is a line segment that starts at a vertex of a triangle and travels to the midpoint of the opposite side. Note, this means medians are always on the interior of the triangle! It is a theorem of medians, that all three medians of a triangle are concurrent (they pass through the same point). This point is called the *centroid*, usually denoted  $G$ .



In order to give you an example of working with altitudes and the orthocentre, I now prove that the centroid actually exists.

**Theorem 4.1.** *The three medians of a triangle all pass through a single point called the centroid.*

*Proof.* Let the triangle be  $ABC$ . Consider the medians from  $A$  and  $B$  and let the midpoints of  $BC$  and  $AC$  be  $A'$  and  $B'$  respectively. As the medians  $AA'$  and  $BB'$  are just two lines, they definitely intersect in a single point. Let this point be called  $G$ . Extend  $CG$  to intersect  $AB$  at  $P$ . Therefore, we want to prove  $P$  is the midpoint of  $AB$ .

Notice that, because  $BA' = CA'$  and the triangles  $BA'A$  and  $CA'A$  have the same height from their bases  $BA'$  and  $CA'$ , we get

$$\text{Area}(\triangle BA'A) = \text{Area}(\triangle CA'A).$$

Similarly,

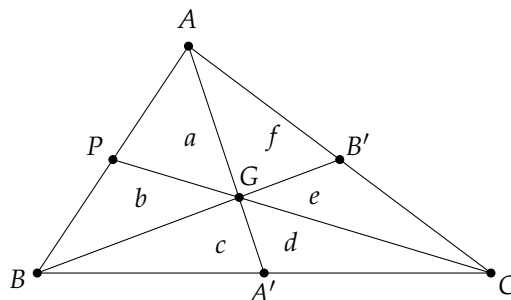
$$\text{Area}(\triangle BA'G) = \text{Area}(\triangle CA'G).$$

If we focus on  $AB' = CB'$ , we get similar conclusions

$$\text{Area}(\triangle BB'A) = \text{Area}(\triangle BB'C).$$

and

$$\text{Area}(\triangle GB'A) = \text{Area}(\triangle GB'C).$$



To make things easier, call  $\text{Area}(\triangle APG) = a$ ,  $\text{Area}(\triangle BPG) = b$ ,  $\text{Area}(\triangle BA'G) = c$ ,  $\text{Area}(\triangle CA'G) = d$ ,  $\text{Area}(\triangle CB'G) = e$ ,  $\text{Area}(\triangle AB'G) = f$ .  
 Then the four equations above become:

$$\begin{aligned} a + b + c &= d + e + f \\ c &= d \\ a + b + f &= c + d + e \\ e &= f \end{aligned}$$

Solving these four equations actually gives us  $c = d = e = f$ . Now consider

$$\frac{\text{Area}(\triangle ACP)}{\text{Area}(\triangle PCB)} = \frac{AP}{PB} \quad \text{and} \quad \frac{\text{Area}(\triangle AGP)}{\text{Area}(\triangle PGB)} = \frac{AP}{PB}.$$

Inputting what we know about the areas gives

$$\frac{a + 2c}{b + 2c} = \frac{AP}{PB} = \frac{a}{b}.$$

Cross-multiplying, subtracting  $ab$  and dividing by  $2c \neq 0$  yields

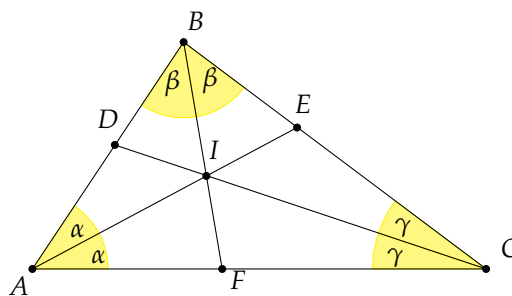
$$a = b.$$

So,  $\text{Area}(\triangle APG) = \text{Area}(\triangle BPG)$ . Given that triangles APG and BPG have the same height from  $AB$  to  $G$ , yields that  $AP = BP$ , so  $P$  is the midpoint of  $AB$  as required.  $\square$

Note, that the centroid is actually also known as the centre of gravity (hence why it is denoted  $G$ ). If the triangle was an actual object, then the centroid would be the point under which a pin could be placed to balance the whole triangle.

## 4.2 Angle bisectors and the incentre

**Definition.** The *internal angle bisector* of an angle is a line that divides the angle in half. In a triangle, which has three angles, we therefore, have three angle bisectors. It is a theorem of angle bisectors, that all three internal angle bisectors of a triangle are concurrent (they pass through the same point). This point is called the *incentre*, usually denoted  $I$ .



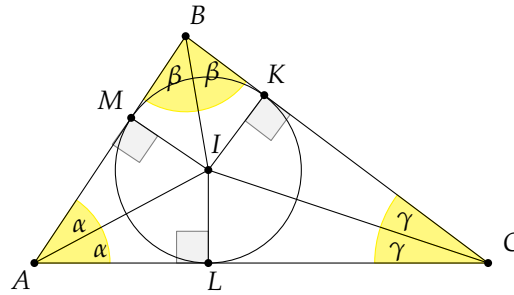
What is the incentre, the centre of? We will see this a little bit later on. First, does it really exist?

**Theorem 4.2.** *The three internal angle bisectors of a triangle all pass through a single point called the incentre.*

I shall leave the proof as an exercise. Time to stretch those geometry muscles we have been working on.

**Theorem 4.3.** *The incentre is the centre of the circle that touches all three sides of the triangle.*

*Proof.* Drop the perpendiculars from  $I$  to the sides  $AB, AC$  and  $BC$  as shown in the below diagram.



Because  $\angle IMA = \angle ILA = 90^\circ$ ,  $\angle MAI = \angle LAI$  and  $AI$  is common, we have that

$$\triangle MAI \cong \triangle LAI.$$

Therefore,  $MI = LI$ . Similarly, one can show  $\triangle MBI \cong \triangle KBI$  implying  $MI = KI$ . Hence,

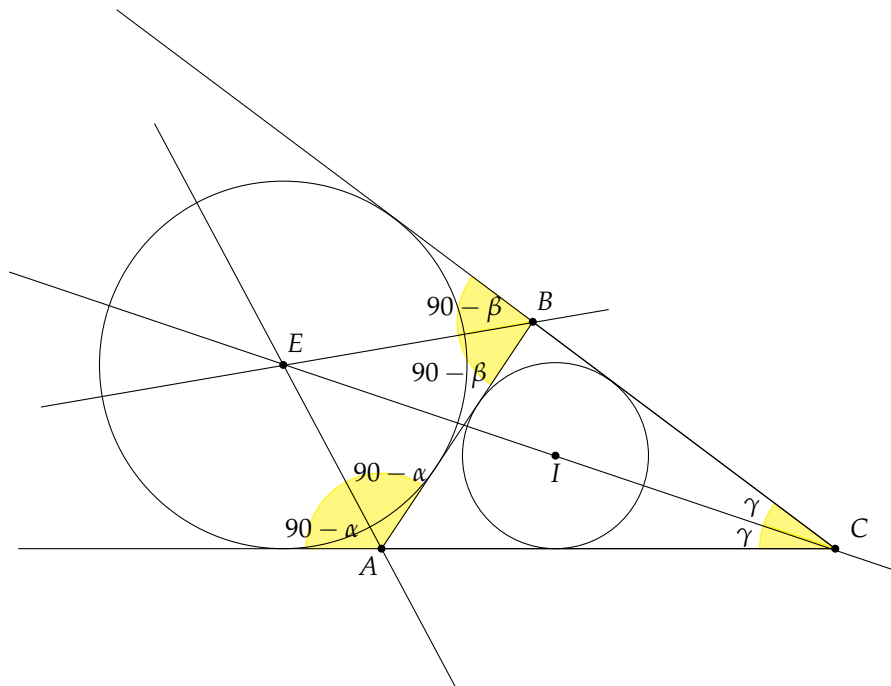
$$KI = MI = LI.$$

Thus,  $I$  is the centre of the circle passing through  $K, L$  and  $M$ . Since the sides of the triangle are at right angles to the radii  $KI, LI$  and  $MI$ , the circle touches the sides of the triangle.  $\square$

**Definition.** The circle that touches all three sides of a triangle internally is called the *incircle*. Its centre is the incentre described above.

There is also the concept of external angle bisectors and excentres.

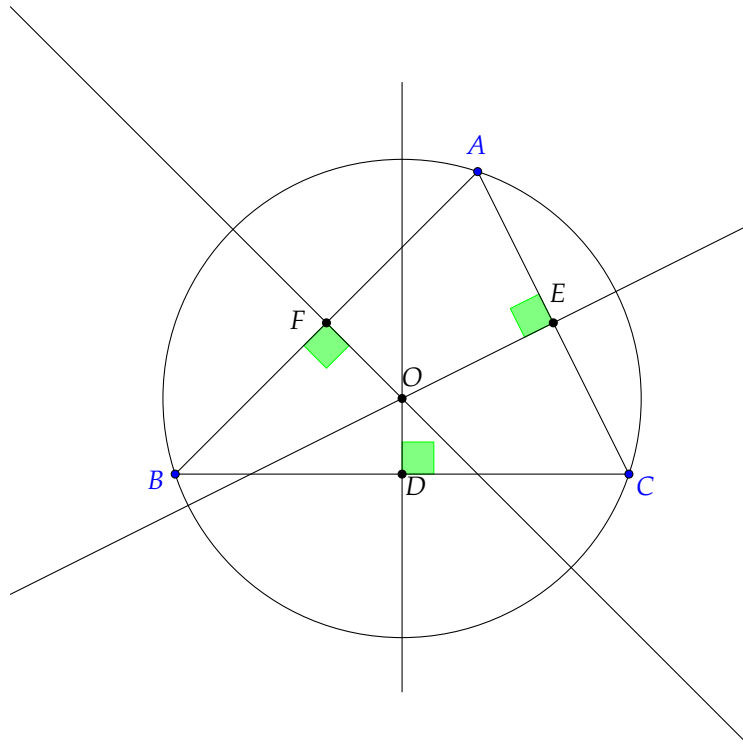
**Definition.** An *external angle bisector* of  $\angle ABC$  is the line that is at right angles to the internal angle bisector and passes through  $B$ . If one was to extend the ray  $AB$  and bisect the angle formed by the lines  $CB$  and the ray  $AB$  extended beyond  $B$ , this would coincide with the external angle bisector. It turns out that any two external angle bisectors of a triangle and the internal angle bisector of the remaining angle meet in a point called the *excentre*, which is the centre of the *excircle*, a circle touching one of the sides of the triangle as well as the extensions of the remaining two sides.



### 4.3 Perpendicular bisectors and the circumcentre

In this section, we explore perpendicular bisectors and the circumcentre. While this will include many right angles and lots of midpoints, because perpendicular bisectors are not cevans (line segments from a vertex to the opposite side), this will be completely different!

**Definition.** In general, the *perpendicular bisector* of a line segment is a line that is perpendicular to it and passes through the midpoint of the line segment. Because a triangle has three sides, one can draw the perpendicular bisector of each side. It is a theorem of perpendicular bisectors, that all three perpendicular bisectors of a triangle are concurrent (they pass through the same point). This point is called the *circumcentre*, usually denoted  $O$ .

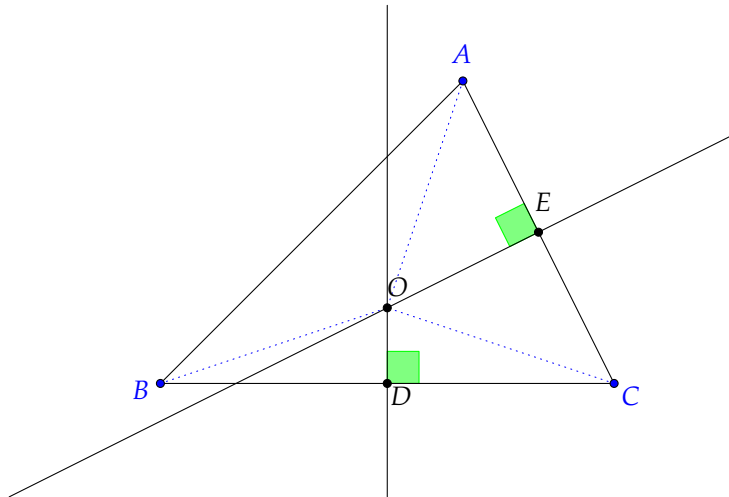


As is implied by the previous diagram, the circumcentre has something to do with the circumcircle of the triangle. See the following theorem for how they relate. (Have a guess first!)

**Theorem 4.4.** *The three perpendicular bisectors of a triangle all pass through a single point called the circumcentre. It is the centre of the circumcircle of the triangle (the circle that passes through the three vertices).*

*Proof.* First, we show that any two perpendicular bisectors of a triangle meet at the circumcentre (the centre of the circumcircle). Let the triangle be  $ABC$ . Consider the perpendicular bisectors of sides  $AC$  and  $BC$  (whose midpoints are  $E$  and  $D$  respectively). Let them meet at point  $O$ .





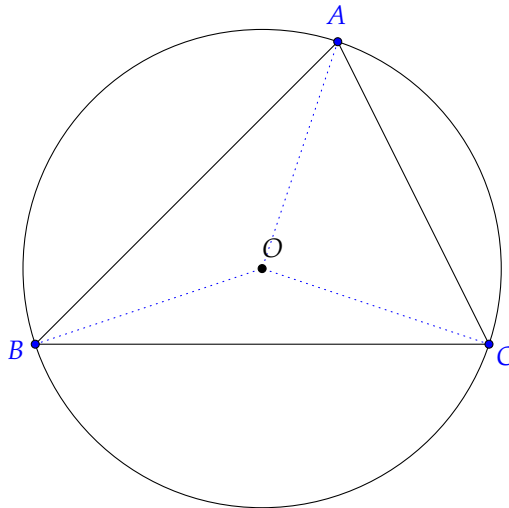
Because  $AE = CE$ ,  $\angle AEO = \angle CEO = 90^\circ$  and  $EO$  is common, we have that

$$\triangle AEO \cong \triangle CEO.$$

Therefore,  $AO = CO$ . Similarly, one can show  $\triangle BDO \cong \triangle CDO$  implying  $BO = CO$ . Hence,

$$AO = BO = CO.$$

Thus,  $O$  is the centre of the circle passing through  $A$ ,  $B$  and  $C$ . This proves also that the point of intersection is independent of which two perpendicular bisectors were chosen. So, if we investigated the perpendicular bisectors of  $AB$  and  $AC$  instead, we would find their point of intersection would also be the centre of the circumcircle, which is unique. Hence, all three perpendicular bisectors pass through the same point  $O$ , which is also the circumcentre.



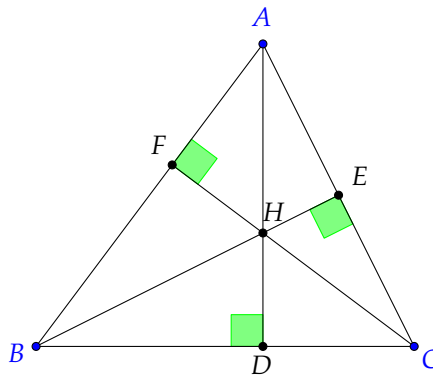
□

Note, that the circumcentre can actually be outside the triangle. The radius of the circumcircle is usually denoted by  $R$ .

## 4.4 Altitudes and the orthocentre

This section focusses on altitudes and the orthocentre.

**Definition.** An *altitude* is a line segment that starts at a vertex of a triangle and travels perpendicular to the opposite side when it reaches that side. Note, that the altitude can be completely outside the triangle!!! Call the points of intersection of the altitudes with the opposite side the *feet of the altitude*. It is a theorem of altitudes, that all three altitudes of a triangle are concurrent (they pass through the same point). This point is called the *orthocentre* usually denoted  $H$ .

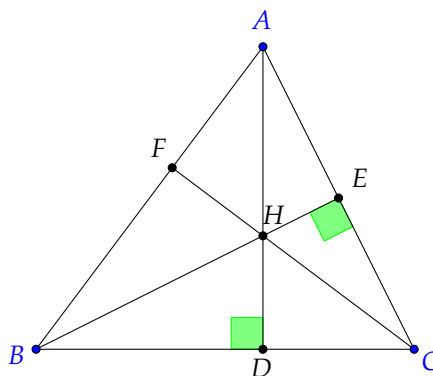


In order to give you an example of working with altitudes and the orthocentre, I now prove that the orthocentre actually exists.

**Theorem 4.5.** *The three altitudes of a triangle all pass through a single point called the orthocentre.*

*Proof.* Let the triangle be  $ABC$ . Consider the altitudes from  $A$  and  $B$  and let their feet be called  $D$  and  $E$  respectively. As these are just two lines, they definitely intersect in a single point. Let this point be called  $H$ . Therefore, we have  $CDHE$  is cyclic, by the fact that  $\angle CDH = \angle CEH = 90^\circ$ . Similarly,  $AEDB$  is cyclic, because  $\angle AEB = \angle ADB = 90^\circ$ . Therefore, using angles subtended by the same arc, we get

$$\angle ECH = \angle EDH = \angle EBA$$



If we extend  $CH$  to meet  $AB$  in  $F$ , we therefore get that  $ECBF$  is cyclic (because  $\angle ECF = \angle EBF$ ). Hence,  $\angle CFB = \angle CEB = 90^\circ$ . Thus,  $CF$  is an altitude and we are done.  $\square$

The triangle formed by the feet of the altitudes has a special name.

**Definition.** The *pedal* (or *orthic*) triangle is formed by joining the three points which are the feet of the altitudes.

## Problems

### 4.5 Easy

#### 4.5.1 Centroid

In these centroid problems, assume the triangle is  $ABC$  with medians  $AA'$ ,  $BB'$  and  $CC'$ . The centroid is called point  $G$ .

1. When is a median also an altitude (line segment from a vertex perpendicular to the opposite side)?
2. When is the median the same length as an altitude?
3. [Midline Theorem] Prove that  $A'B'$  is parallel to  $AB$  and half the length. Conversely, prove that if  $A'P$  is parallel to  $AB$  where  $P$  lies on  $AC$ , then  $P = B'$ .
4. What is the area of  $\triangle A'B'C'$  in terms of the area of  $\triangle ABC$ ?

#### 4.5.2 Incentre

In these incentre problems, assume the triangle is  $ABC$ . Assume the three internal angle bisectors are  $AD$ ,  $BE$ ,  $CF$  where  $D$  is on  $BC$ ,  $E$  is on  $AC$  and  $F$  is on  $AB$ .

1. Does the perpendicular to the side  $BC$  at the point  $D$  go through the incentre? Does  $AI$  contain  $D$ ?
2. If  $AI$  meets the circumcircle in  $U$ , show that  $OU \perp BC$ .
3. Show that in an equilateral triangle, the inradius is half the circumradius.
4. Show that  $AF + AE = AB - BC + CA$ .
5. Show that the three internal angle bisectors of a triangle concur.

#### 4.5.3 Circumcentre

In these circumcentre problems, assume the triangle is  $ABC$  where  $AB$ ,  $AC$  and  $BC$  have midpoints  $F$ ,  $E$  and  $D$  respectively.

1. When is the circumcentre the same point as the orthocentre (intersection of the altitudes)? When is it the same point as the centroid?
2. Where is the circumcentre of a right angled triangle? Where is the circumcentre of an equilateral triangle? Isosceles triangle?
3. In triangle  $ABC$ ,  $O$  is the circumcentre,  $H$  is the orthocentre. Show that  $\angle ABH = \angle CBO$ .
4. What is the circumradius in terms of the sides of the triangle for an equilateral triangle?
5. If the circumcentre of a triangle lies on one of the sides, what kind of triangle is it?

#### 4.5.4 Orthocentre

In these orthocentre problems, assume the triangle is  $ABC$  with altitudes  $AD$ ,  $BE$  and  $CF$ . The orthocentre is called point  $H$ . Extend  $CH$  to intersect with side  $AB$  (possibly extended).

1. Show that  $\angle ABH = \angle CBO$ .
2. Show that  $\angle BHC + \angle A = 180^\circ$ .
3. If the angles in  $ABC$  are  $\alpha, \beta, \gamma$ , what are the angles of the pedal triangle?
4. Show that  $A$  is the orthocentre of triangle  $BCH$ . Show that similar results hold for  $B$  and  $C$ .

## 4.6 Hard

### 4.6.1 Centroid

In these centroid problems, assume the triangle is  $ABC$  with medians  $AA'$ ,  $BB'$  and  $CC'$ . The centroid is called point  $G$ .

1. Prove that  $\angle A'AC = \angle ABB'$  if and only if  $\angle AC'C = \angle AA'B$ .
2. What is the ratio  $AG : GA'$ ?
3. [Apollonius' Theorem] Prove that

$$AB^2 + AC^2 = \frac{BC^2}{2} + 2AA'^2.$$

4. Determine, with proof, the position of the point  $P$  in the plane of  $ABC$  such that  $AP \times AG + BP \times BG + CP \times CG$  is a minimum, and express this minimum value in terms of the side lengths of  $\triangle ABC$ .

### 4.6.2 Incentre

In these incentre problems, assume the triangle is  $ABC$ . Assume the three internal angle bisectors are  $AD$ ,  $BE$ ,  $CF$  where  $D$  is on  $BC$ ,  $E$  is on  $AC$  and  $F$  is on  $AB$ .

1. Show that the distance between  $D$  and the midpoint of  $BC$  is  $\frac{1}{2}|b - c|$ .
2. Show that the radius of the inscribed circle of a right triangle is equal to half the difference between the hypotenuse and the sum of the other two sides.
3. Show how to find the incentre of a triangle, and construct its incircle, with ruler and compass.
4. Points  $I, I_A$  are the incentre and excentre opposite  $A$  in  $\triangle ABC$ . Prove that  $BICI_A$  is cyclic. Furthermore prove that the circumcentre of  $BICI_A$  lies on the circumcircle of  $\triangle ABC$ .
5. If the line segment  $AI$  meets the incircle in  $P$ , show that  $P$  is the incentre of triangle  $AEF$ .

### 4.6.3 Circumcentre

In these circumcentre problems, assume the triangle is  $ABC$  where  $AB$ ,  $AC$  and  $BC$  have midpoints  $F$ ,  $E$  and  $D$  respectively.

1. Show that the triangle formed by the tangents at  $A, B, C$  to the circumcircle is similar to the pedal triangle.
2. Show that  $AO, AH$  are equally inclined to the bisector of angle  $A$ .
3. An acute-angled triangle  $ABC$  is inscribed in a circle with centre  $D$ . The circle drawn through  $A, B$  and  $D$  intersects  $AC$  and  $BC$  again at  $M$  and  $N$  respectively. Prove that the circumradii of triangles  $ABD$  and  $MNC$  are equal.

### 4.6.4 Orthocentre

In these orthocentre problems, assume the triangle is  $ABC$  with altitudes  $AD$ ,  $BE$  and  $CF$ . The orthocentre is called point  $H$ . Extend  $CH$  to intersect with side  $AB$  (possibly extended).

1. Show that  $ABC, ABH, ACH$  and  $BCH$  all have the same pedal triangle.
2. Show that  $BD \times DC = AD \times HD$ . Hence, show that  $AH \times HD = BH \times HE = CH \times HF$ .
3. Through  $A, B, C$  draw lines parallel to  $BC, CA, AB$  respectively, forming a triangle  $KLM$ . By considering the circumcentre of triangle  $KLM$ , show that the altitudes of triangle  $ABC$  are concurrent.

## 5 Theorems in Triangles

This handout is an opportunity to learn some more theorems, but perhaps more importantly shore up the information that we have been learning.

### 5.1 Pythagoras

This is a very well known theorem in geometry that I include for completeness' sake.

**Theorem 5.1.** *In a right angled triangle ABC right angled at C, the side lengths satisfy the fomula*

$$a^2 + b^2 = c^2.$$

### 5.2 Angle Bisector Theorem

When dealing with angle bisectors, here is a handy theorem to have.

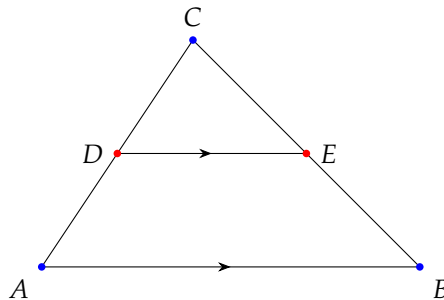
**Theorem 5.2.** *In  $\triangle ABC$ , draw an angle bisector from A to meet BC at D (D is clearly on the interior of BC). Then*

$$\frac{BD}{DC} = \frac{BA}{AC}.$$

### 5.3 Midline Theorem

We have used this theorem before, but I state it now officially.

**Theorem 5.3.** *The line joining the midpoints of AB and AC is parallel to BC and half its length. The converse is also true: the line segment DE with D on AB and E on AC that is parallel to BC and half its length actually joins the midpoints of AB and AC (ie. D is midpoint of AB and E is the midpoint of AC).*



### 5.4 Ceva's Theorem

This is a much more advanced theorem than the other three above. It is really useful when you are working with random line segments that intersect inside a triangle.

**Definition.** A *cevan* is a line segment inside a triangle that starts at a vertex and ends on the opposite side.

Examples of cevans include an angle bisector, median, altitude, but a perpendicular bisector is almost never a cevan! We can now state Ceva's Theorem.

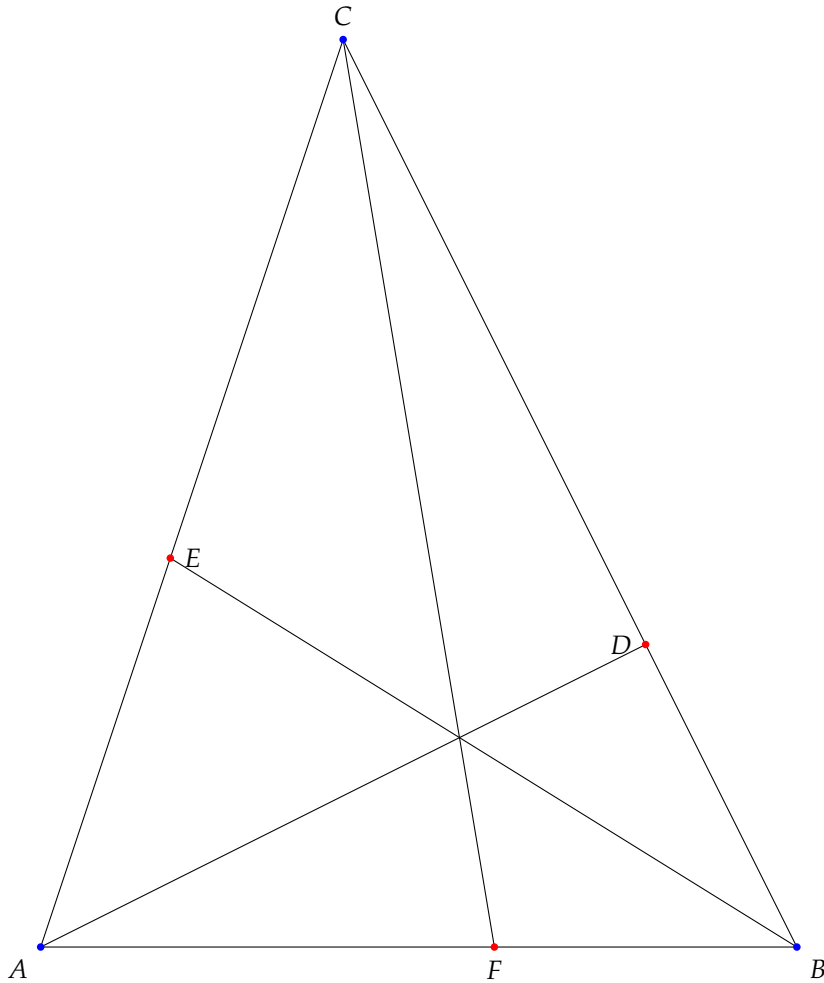
**Theorem 5.4.** *In  $\triangle ABC$ , if the cevans AD, BE, CF are concurrent, then*

$$\frac{AF}{FB} \frac{BD}{DC} \frac{CE}{EA} = 1.$$

Moreover, the converse is true: if the cevans AD, BE, CF satisfy

$$\frac{AF}{FB} \frac{BD}{DC} \frac{CE}{EA} = 1,$$

then they are concurrent.



## 5.5 Nine-Point Circle

This is a much lesser known result about circles in triangles and this is the fifth centre of the triangle I mentioned in the previous handout.

**Theorem 5.5.** *The midpoint of the three sides, the midpoints of the lines joining the orthocentre to the three vertices, and the feet of the three altitudes, all lie on a circle, called the nine-point circle.*

In fact, there is more to it:

**Theorem 5.6.** *The nine-point centre, N, lies on a line called the Euler line which also contains the orthocentre, centroid and circumcentre. In fact, they occur in the order H, N, G, O with*

$$HN : NG : GO = 3 : 1 : 2.$$

I leave the drawing and proving of this as a worthwhile exercise.

## Problems

### 5.6 Easy

1. When is a perpendicular bisector a cevian?
2. Prove that the medians are concurrent using Ceva's Theorem.
3. Prove that the angle bisectors are concurrent using Ceva's Theorem.
4. In acute  $\triangle ABC$ , draw an altitude  $AD$  from  $A$  to  $BC$ .
  - (a) Show that  $\frac{BD}{CD} = \frac{AB}{AC} \times \frac{\cos B}{\cos C}$ .
  - (b) Hence, show that the altitudes are concurrent using Ceva's Theorem.
  - (c) How would you amend the proof to make it work for an obtuse triangle?
5. In triangle  $ABC$ ,  $D, E, F$  are feet of the altitudes opposite  $A, B, C$  respectively.  $H$  is the orthocentre. Show that

$$AH \times HD = BH \times HE = CH \times HF.$$

6. Prove that if the incircle of  $\triangle ABC$  touches  $BC, AC, AB$  at  $X, Y, Z$  respectively, then  $AX, BY, CZ$  are concurrent.

### 5.7 Hard

1. [Euler Line] Prove that the orthocentre  $H$ , the centroid  $G$ , and the circumcentre  $O$  of a triangle are collinear. Hence show that  $HG = 2GO$ .
2. Let  $H$  be the orthocentre of triangle  $ABC$ . Let  $A', B', C'$  be the reflections of  $H$  about sides  $AB, BC, CA$  respectively. Prove that the six points  $(A, B, C, A', B', C')$  all lie on a circle.
3. In the acute angled triangle  $ABC$ , let  $D$  be the foot of the perpendicular from  $A$  to  $BC$ , let  $E$  be the foot of the perpendicular from  $D$  to  $AC$  and let  $F$  be a point on the line segment  $DE$ . Prove that  $AF \perp BE$  if and only if

$$\frac{FE}{FD} = \frac{BD}{DC}.$$

4. Let  $A, B, C$  be three collinear points on line  $\ell$ . Pick an arbitrary point  $P$  in the plane, and another arbitrary point  $Q$  on line  $BP$ . Let  $AQ$  intersect  $CP$  at  $X$ , and  $CQ$  intersect  $AP$  at  $Y$ . Prove that, regardless of the choice of  $P$  and  $Q$ , all the possible lines  $XY$  are concurrent at a point on  $\ell$ .
5. Let  $A, B, C$  be three collinear points. Find all points  $X$  in the plane such that  $AX : CX = AB : CB$ .
6. Points  $D, E$  and  $F$  are chosen on the sides  $BC, AC$  and  $AB$  respectively, so that  $FD = BD$  and  $ED = CD$ . Prove that the circumcentre of triangle  $AFE$  lie on the bisector of  $\angle FDE$ .